


Wear Plate

Thickness 10 mm

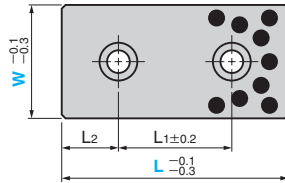
BRONZE TYPE

CAD FILE

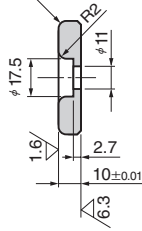
TWP (Bronze Standard Type)



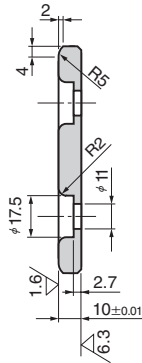
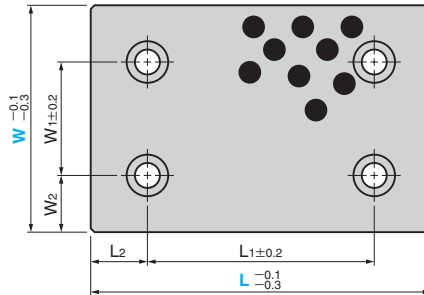
● W = 28 to 75



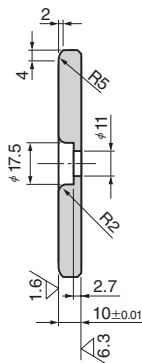
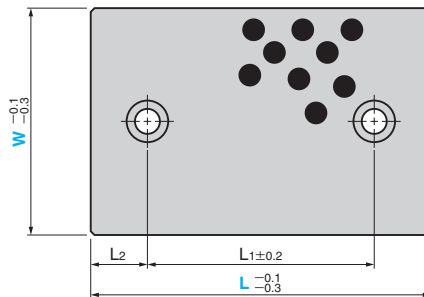
W = 28 2-R2
Chamfering for W38 or more is the same as chamfering for W100 or more.



● W = 100 or more



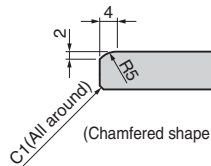
TWPT (Bronze 2-Hole Type)



● Sliding Direction
W = 28 and 38



W = 48 or more



(Chamfered shape at both ends)

Material : Bronze with Graphite (SO#50 SP2)
Accessory : Mounting bolt

W1	W2	L1	L2	Catalog No.	W	L
		45	15			75
		50				100
		75	25		28	125
		100				150
		45	15			75
		50				100
		75	25		38	125
		100				150
		45	15			75
		50				100
-	-	75	25	TWP	48	125
		100				150
		150				200
		45	15			75
		50				100
		75	25		58	125
		100				150
		25				75
		50				100
		75	25		75	125
		100				150
		150				200
		50				100
		75	25			125
	25	100			100	150
		150				200
50		200		TWP		250
		100		TWPT		150
	37.5	150			125	200
		200				250
		100				150
100	25	150			150	200

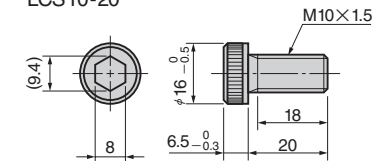
* W1 and W2 are the dimensions only for TWP (W = 100 or more).



Order

Catalog No.	W	L
TWP	75	150
TWPT	100	200

● Special brazier head bolt (LCS standard)
LCS10-20



■ We are ready to accept requests or orders for special parts.